

Muusikateatri semester  
ooperi projekt

„Valküürid“

Wilhelm Richard Wagner

Juhendaja : Liina Keevallik  
Tudeng : Hannabel Saareli  
BST18  
2020

# Esiialgne visuaal muusikale

Vabalt valitud muusikaosale visuaal : abstraktne ja realistlik ( vähemalt üks neist liikuv pilt)

## **Abstraktne/liikumatu**

- Video nr. 1


## **Realistlik/liikuv**

- Video nr. 2



# Inspiratsioon

- Wagner
- Arvutimängud
- Aurora borealis






# Kontseptsioon

- Fantaasiamaailm lendavate jumalike tegelastega
- Kaks erinevat maailma – lihtsam reaalsus ja müstiline tundmatus
- Valgusemäng läbi varjude, värvide ja materjalide





# Kostüümid - Siegmund



# Kostüümid - Sieglinde





# Kostüümid - Wotan



# Kostümid - Brünhilde





# Kostüümid - Wotan




# Kostüümid - Fricka






# Kostümid - Gerhilde






# Kostüümid - Ortlinde







# Kostüümid - Waltraute






# Kostümid - Schwertleite






# Kostümid - Helmwige






# Kostüümid - Siegrune





# Kostüümid - Grimgerde





# Kostümid - Roßweiße







# Lavapildid

I vaatus, 1. lavapilt „METS vol 1“



# Lavapildid

I vaatus, 2. lavapilt „MAJA“






# Lavapildid

II vaatus, 1. lavapilt „JUMALATE MÄED“



# Lavapildid

II vaatus, 2. lavapilt „METS vol 2“






# Lavapildid

III vaatus, 1. lavapilt „VALKÜÜRIDE LEND“



# Lavapildid

III vaatus, 2. lavapilt „KIVI“



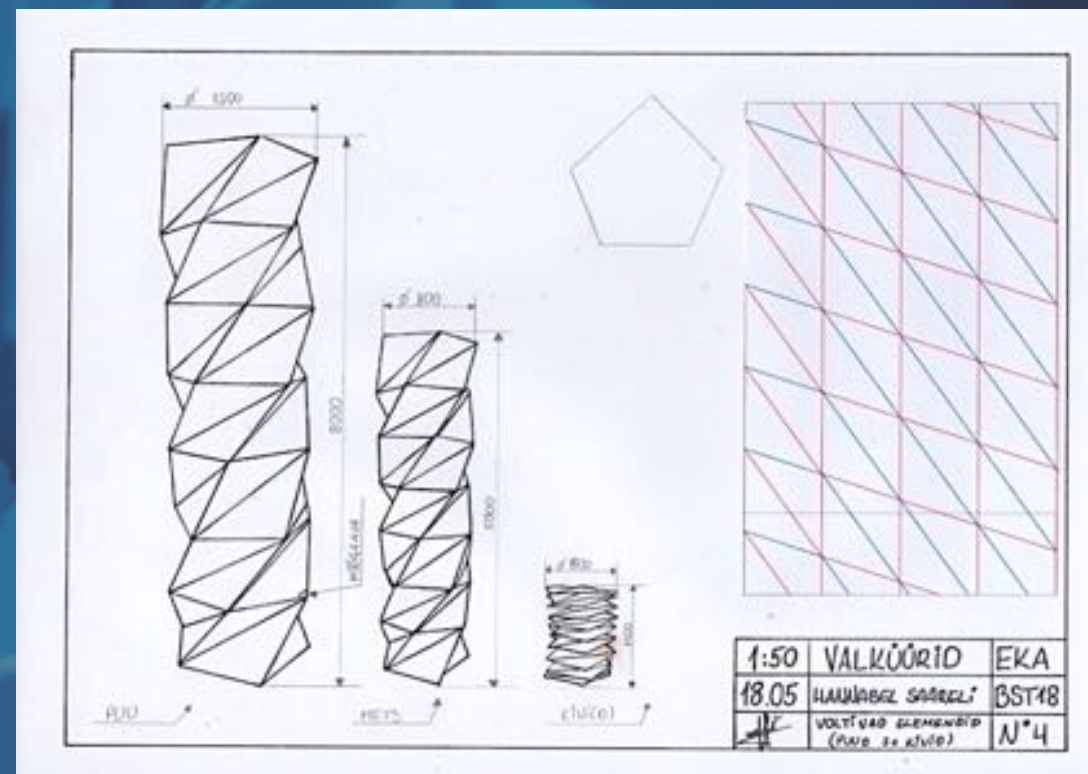


# Tehnilised lahendused

## Tiivad


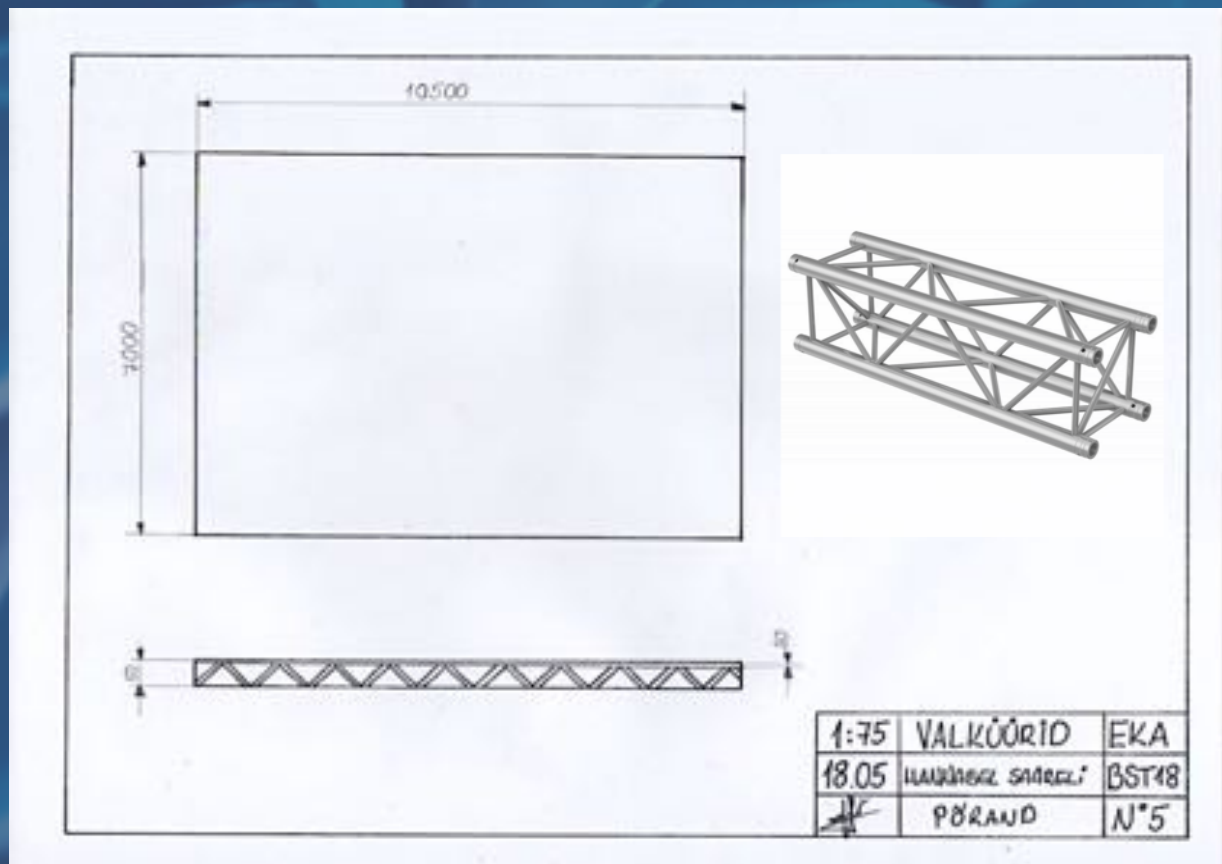


## Lõõtsaga elemendid



# Tehnilised lahendused

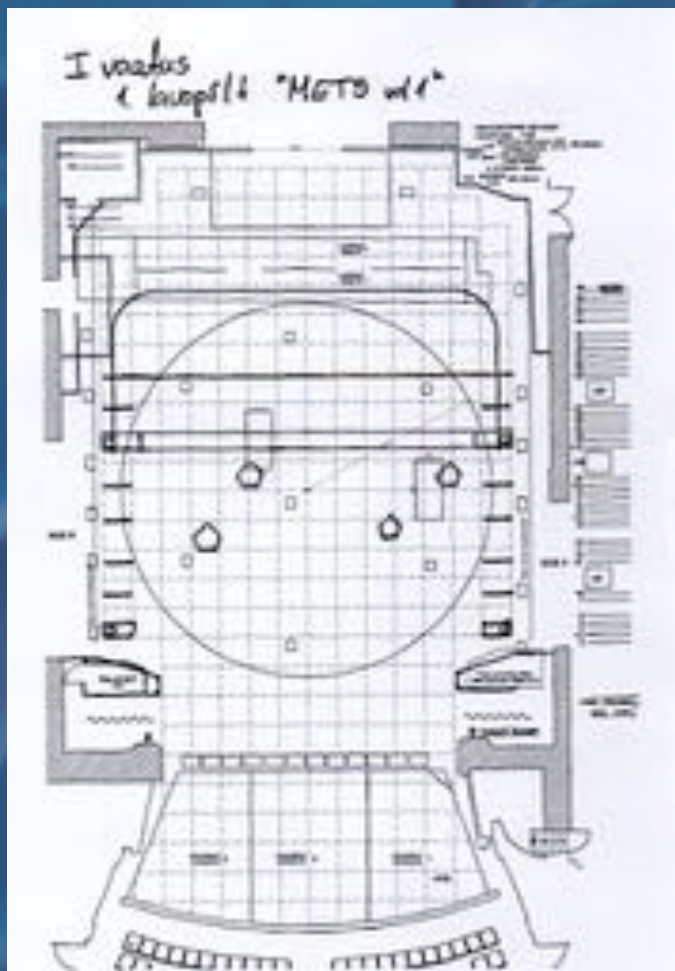
## Liikuv põrand



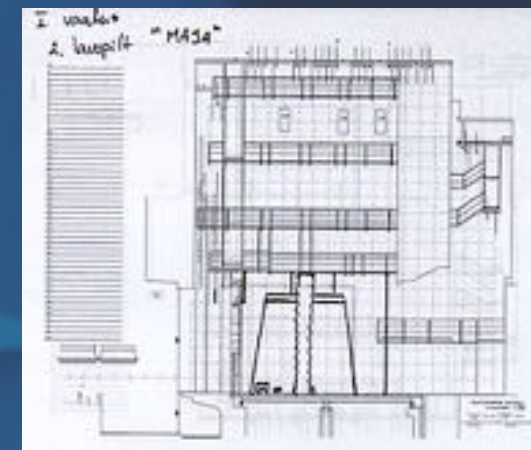
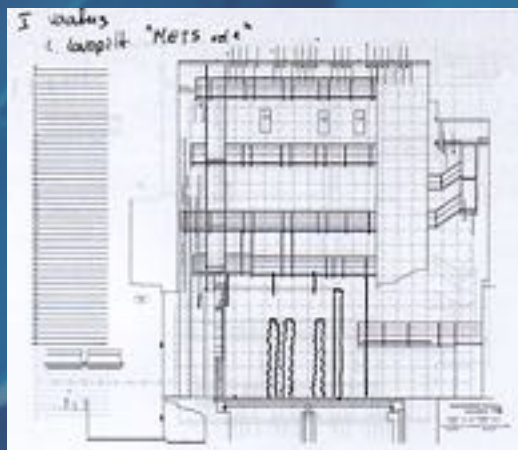


# Tehnilised lahendused I vaatus

1. lavapilt „METS vol 1“

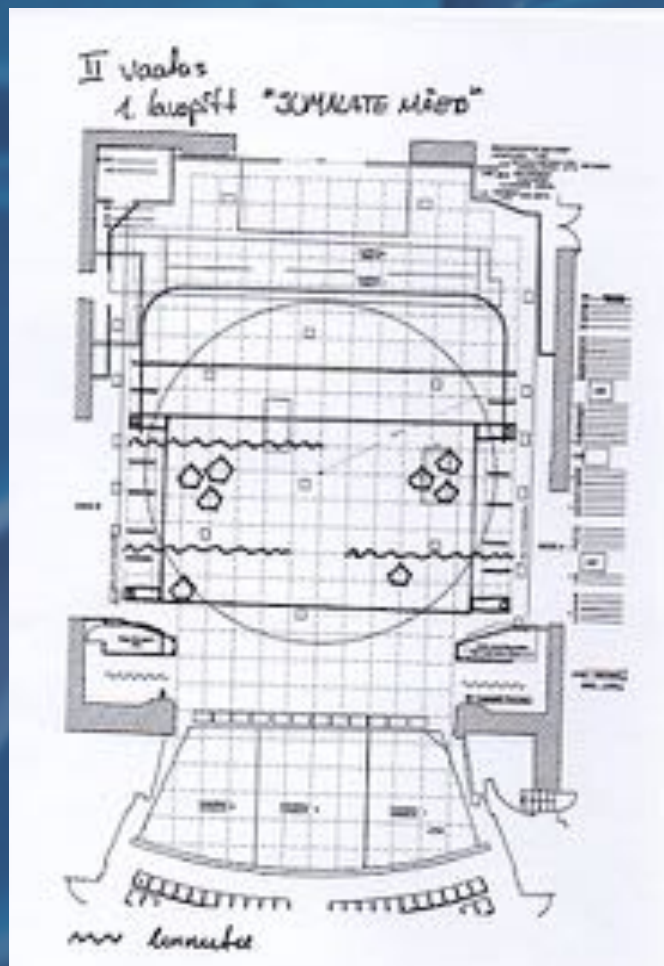


2. lavapilt „MAJA“


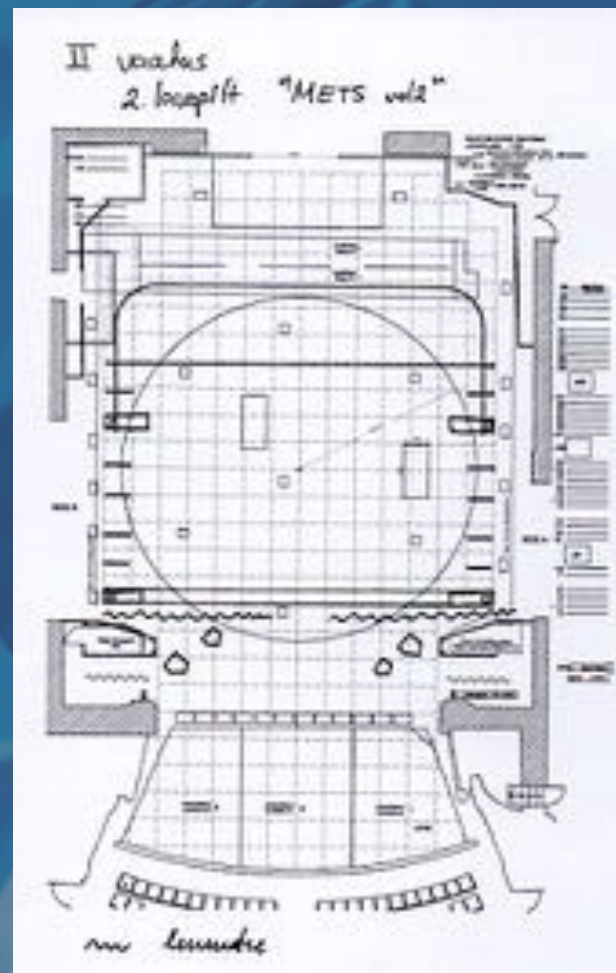


# Tehnilised lahendused II vaatus

1. lavapilt „JUMALATE MÄED“



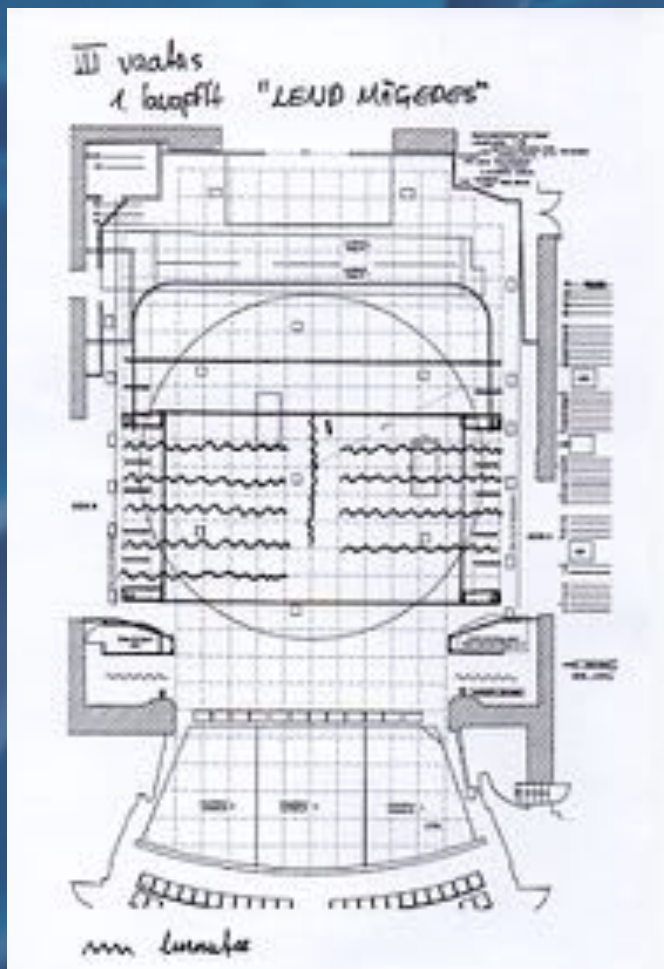
2. lavapilt „METS vol 2“



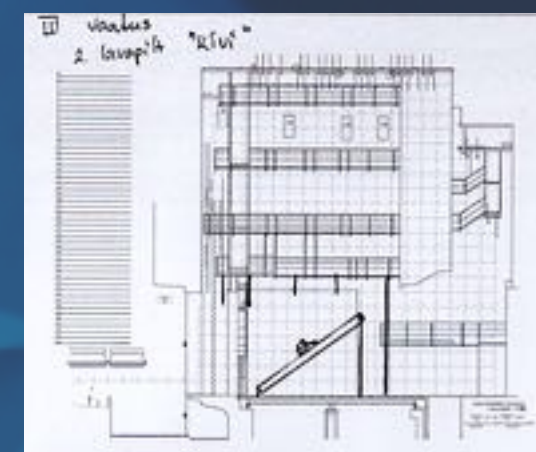
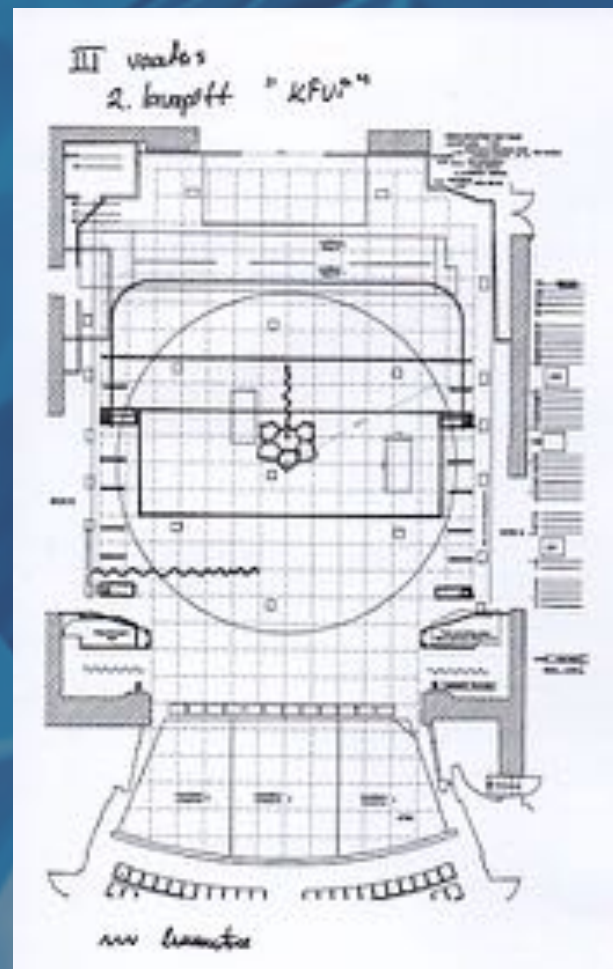
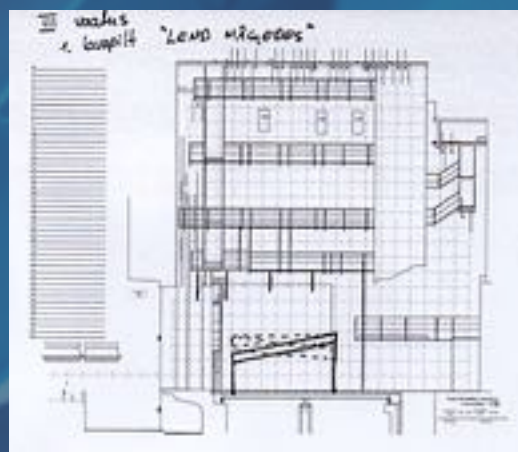


# Tehnilised lahendused III vaatus

1. lavapilt „LEND MÄGEDES“



2. lavapilt „KIVI“



# Installatsioon : Kujunduse liikumine muusikas

## Lavaline liikumine

- Video nr. 3

## Ühe stseeni dünaamika reaalse installatsioonina ( heli + visuaal )

- Video nr. 4